

INSTRUCTIONS FOR MAKING DROP-IN RESERVATIONS IN AMILIA

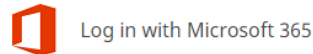
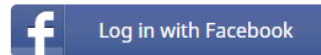
Head to and log in to your Amilia account. You can access our registration system by visiting the homepage of our website (www.trailsrecreationcenter.com), or by navigating directly to <https://www.amilia.com/store/en/the-trails-recreation-center/shop/programs>. *For assistance with your username and password, please refer to the email you should have received directly from Amilia, or call our Guest Services team at 303-269-8400.*

Log in



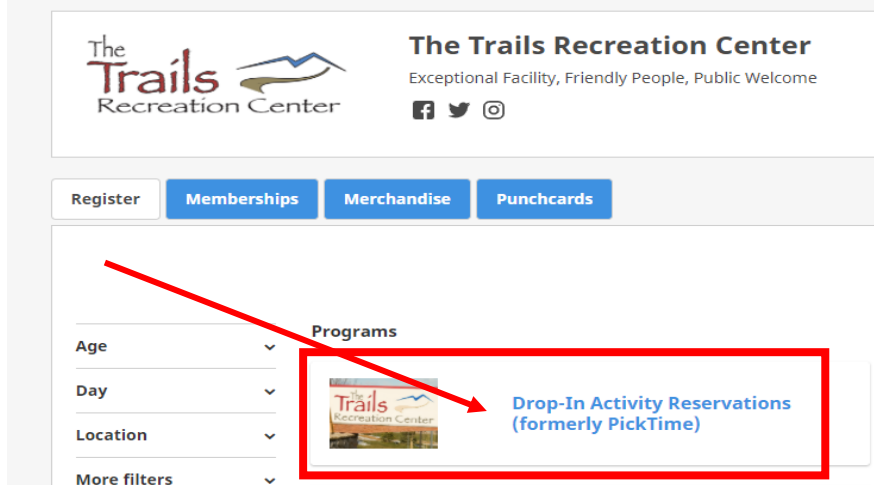
Email

Password

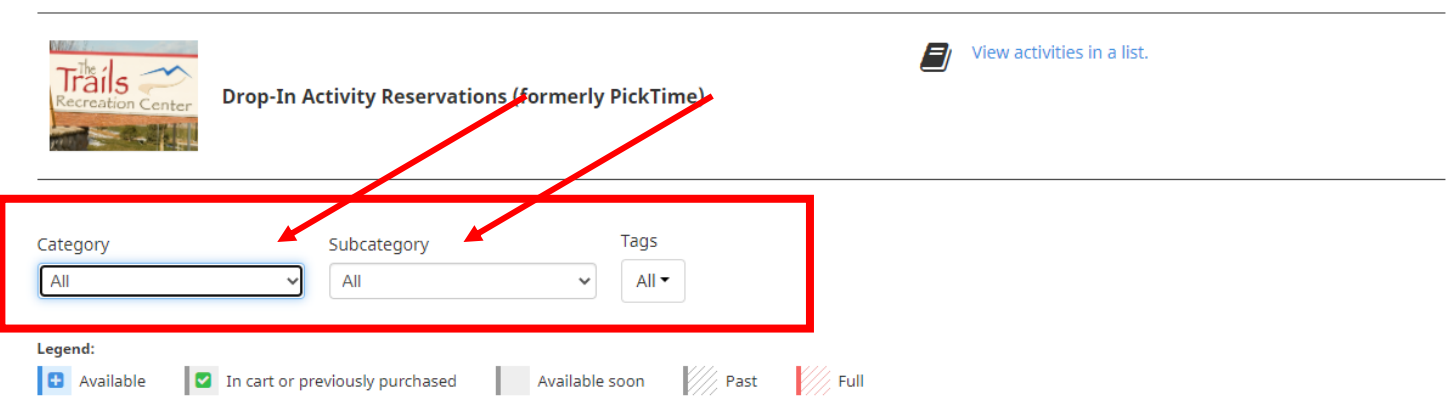


[Create an account](#) or [reset your password](#)

Once you have logged in, click on “Drop-In Activity Reservations (formerly PickTime)”



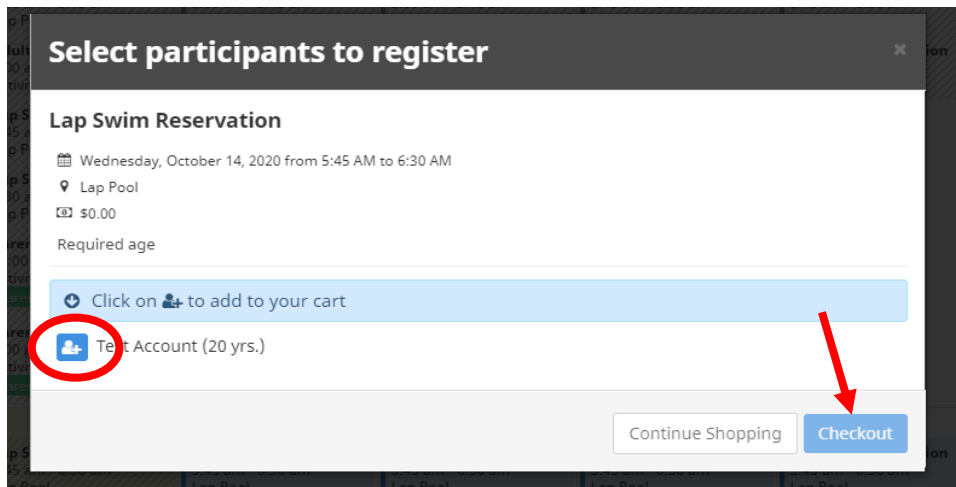
Use the “Category” and “Subcategory” dropdown menus to select which area of the facility you are looking to make your reservation in.



After you've located the reservation or class you'd like to make, click the blue "+" button to create your reservation. **Please note: Reservations for drop-in activities and group fitness classes can be made no earlier than 72 hours in advance, from the start date and time of the activity.**

Sun 10/4	Mon 10/5	Tue 10/6	Wed 10/7	Thu 10/8	Fri 10/9	Sat 10/10
5:45 am - 6:30 am Lap Swim Reservation Lap Pool	5:45 am - 6:30 am Lap Swim Reservation Lap Pool	5:45 am - 6:30 am Lap Swim Reservation Lap Pool +	5:45 am - 6:30 am Lap Swim Reservation Lap Pool +	5:45 am - 6:30 am Lap Swim Reservation Lap Pool +	5:45 am - 6:30 am Lap Swim Reservation Lap Pool 8/8	5:45 am - 6:30 am Lap Swim Reservation Lap Pool 8/8
6:30 am - 7:15 am Lap Swim Reservation Lap Pool	6:30 am - 7:15 am Lap Swim Reservation Lap Pool	6:30 am - 7:15 am Lap Swim Reservation Lap Pool +	6:30 am - 7:15 am Lap Swim Reservation Lap Pool +	6:30 am - 7:15 am Lap Swim Reservation Lap Pool +	6:30 am - 7:15 am Lap Swim Reservation Lap Pool 8/8	6:30 am - 7:15 am Lap Swim Reservation Lap Pool 8/8

Select all the members of your household you'd like to make a reservation for by clicking the blue icon next to the appropriate person's name. Then, click "Checkout":

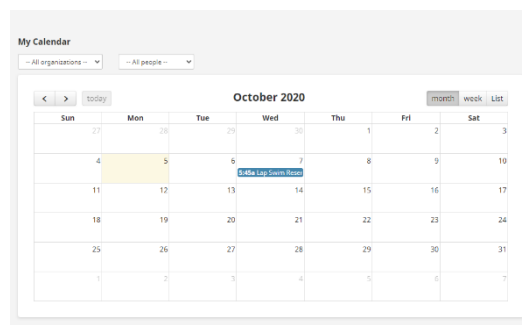


During your first reservation or purchase, you may be asked to agree to our Liability Wavier and designate an Emergency Contact. You will only be asked to complete this process once. Complete the necessary information and select "Continue my Purchase"

[Continue my purchase](#)

Validate all sections to continue your purchase.

That's it! You will be taken to a confirmation confirming the details of your reservation. An emailed copy will also be emailed to you. The reservation will be displayed in the calendar and "upcoming activities" section on the homepage of your Amilia account.



FOR ASSISTANCE WITH YOUR AMILIA ACCOUNT, PLEASE CALL THE FRONT DESK AT 303 269-8400 OR VISIT <https://intercom.help/amilia/en/collections/1987934-user-help-center> FOR A VARIETY OF USEFUL TUTORIALS ON HOW TO NAVIGATE YOUR NEW ACCOUNT.